

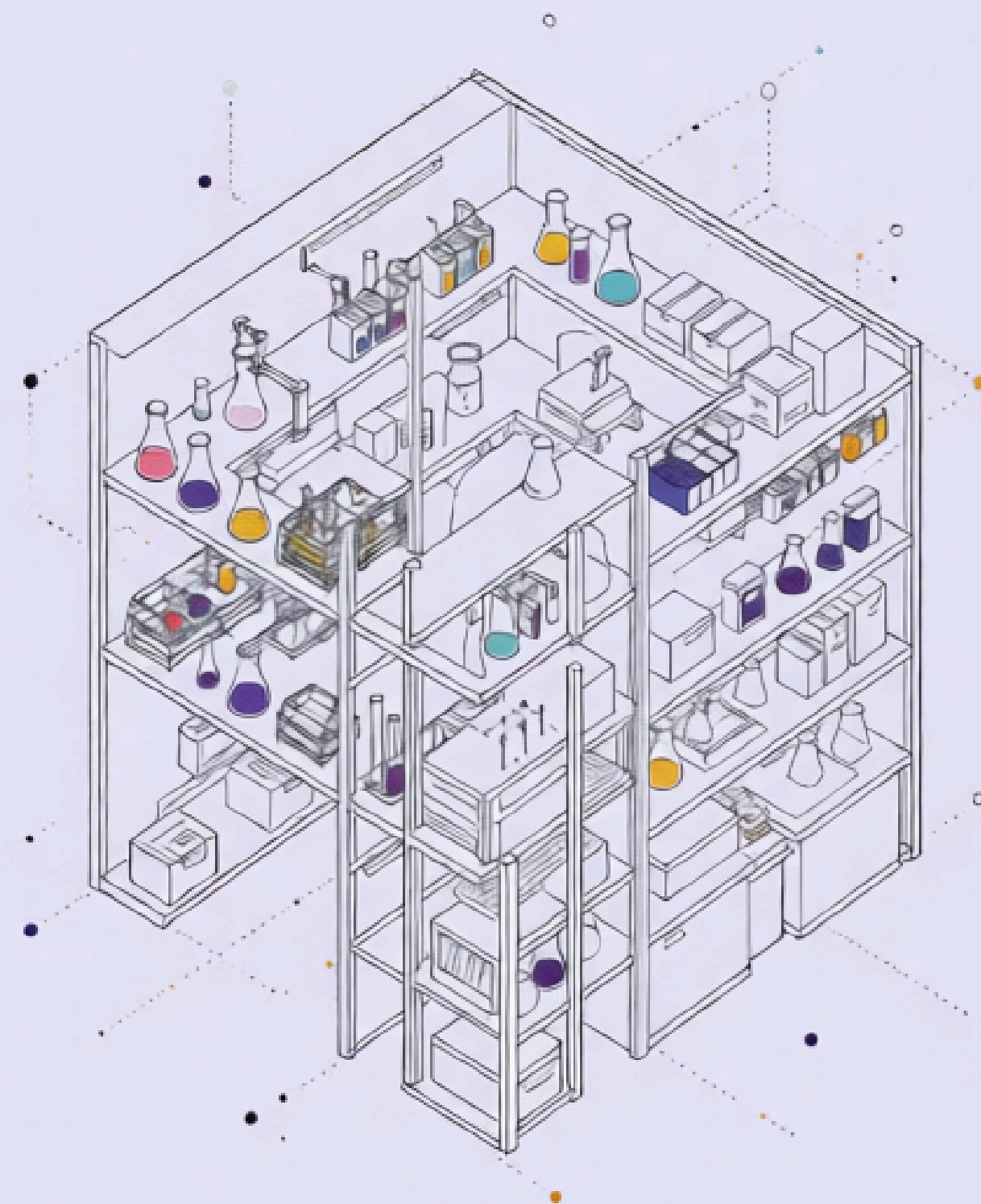
# Data Analyst at Chemstock LLC

Driving data-informed decisions across sales, inventory, procurement, and compliance in a fast-paced chemical distribution environment — Dubai, UAE

DEC 2025 – PRESENT

ON-SITE · DUBAI, UAE

3 YRS 3 MOS TOTAL TENURE



# Role at a Glance

**7K+**

## **SKUs Managed**

Product categories, specs, pricing & stock levels

**6K+**

## **Customer Records**

Master data maintained and optimized

**5**

## **Months in Role**

Data Analyst, Chemstock LLC

**3+**

## **Teams Supported**

Sales, Procurement & Management

Full-time, on-site role embedded across multiple business functions — turning raw operational data into strategic advantage.

# Data Foundation: Collection, Cleaning & Master Data

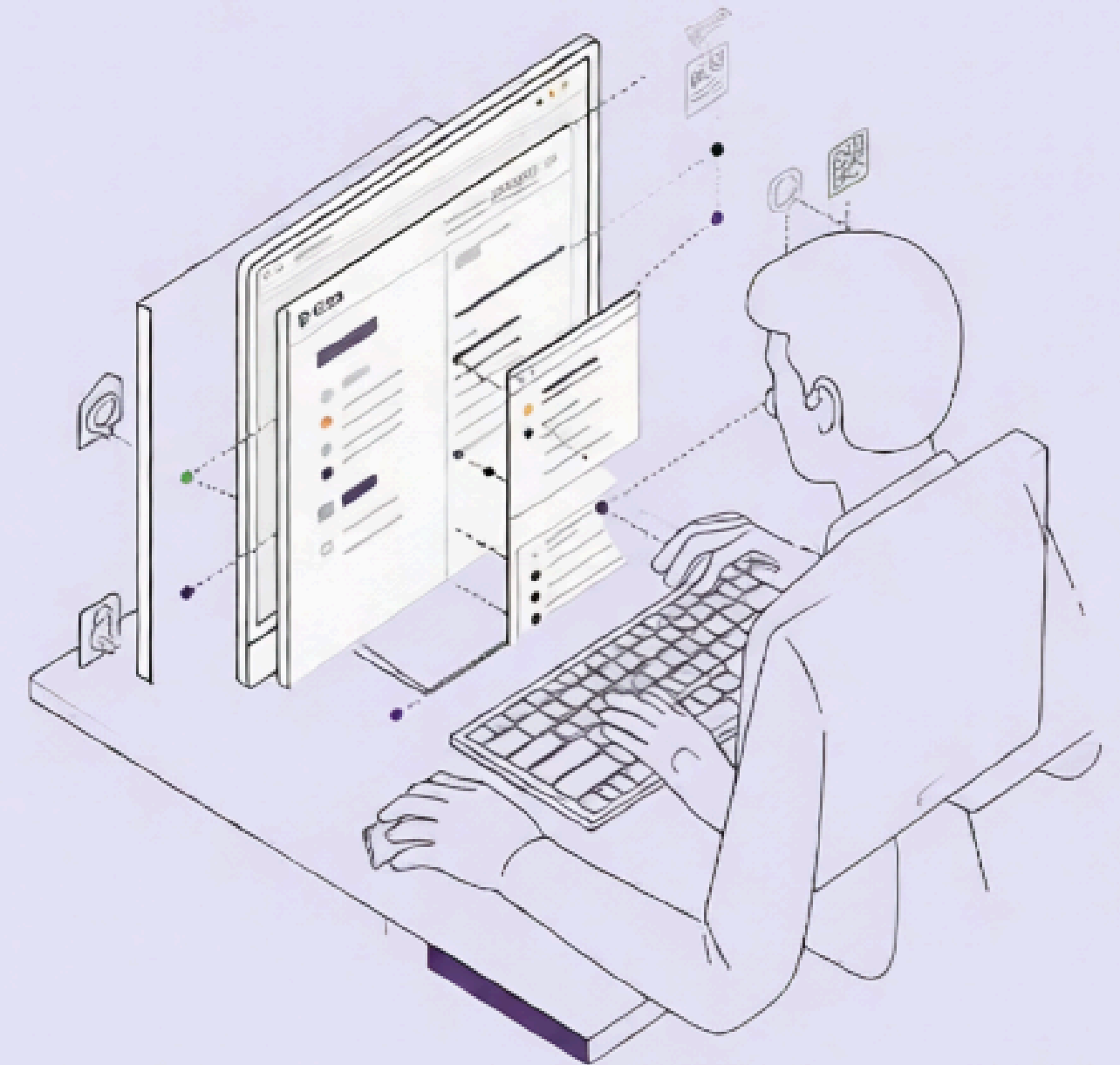
## What I Do

- Collect and validate large datasets across sales, inventory, procurement, and customer databases
- Maintain master data for **7,000+ SKUs** — specifications, pricing, and stock levels
- Manage and optimize records for **6,000+ customers**
- Enforce high data accuracy standards across all source systems

**i** Clean, validated master data is the backbone of every insight downstream — from demand forecasting to compliance tracking.

## Tools & Systems

Excel · Power BI · ERP Platforms · Internal Databases



# Inventory Intelligence



## Stock Monitoring

Track stock levels, turnover ratios, and aging inventory to eliminate overstocking and prevent stockouts.



## Warehouse Optimization

Analyze picking frequency, SKU movement, and storage efficiency to support warehouse layout improvements.



## Expiry & Dead Stock

Identify near-expiry chemicals, dead stock, and slow-movers — recommending clearance or rotation (FEFO) actions.



## Demand Forecasting

Use historical sales data, seasonality patterns, and lead times to support accurate demand planning.

# Sales & Pricing Analytics



## Sales Trend Analysis

Segment sales by product category to surface top-performing lines and flag slow-moving items for action.

## Pricing & Margin Evaluation

Assess pricing strategies, discount structures, and gross margins across product lines to identify profitability gaps.

## Cost Variation Analysis

Compare import vs. local sourcing costs and quantify their impact on overall business performance.

# Supply Chain & Procurement Performance

## Order Fulfillment

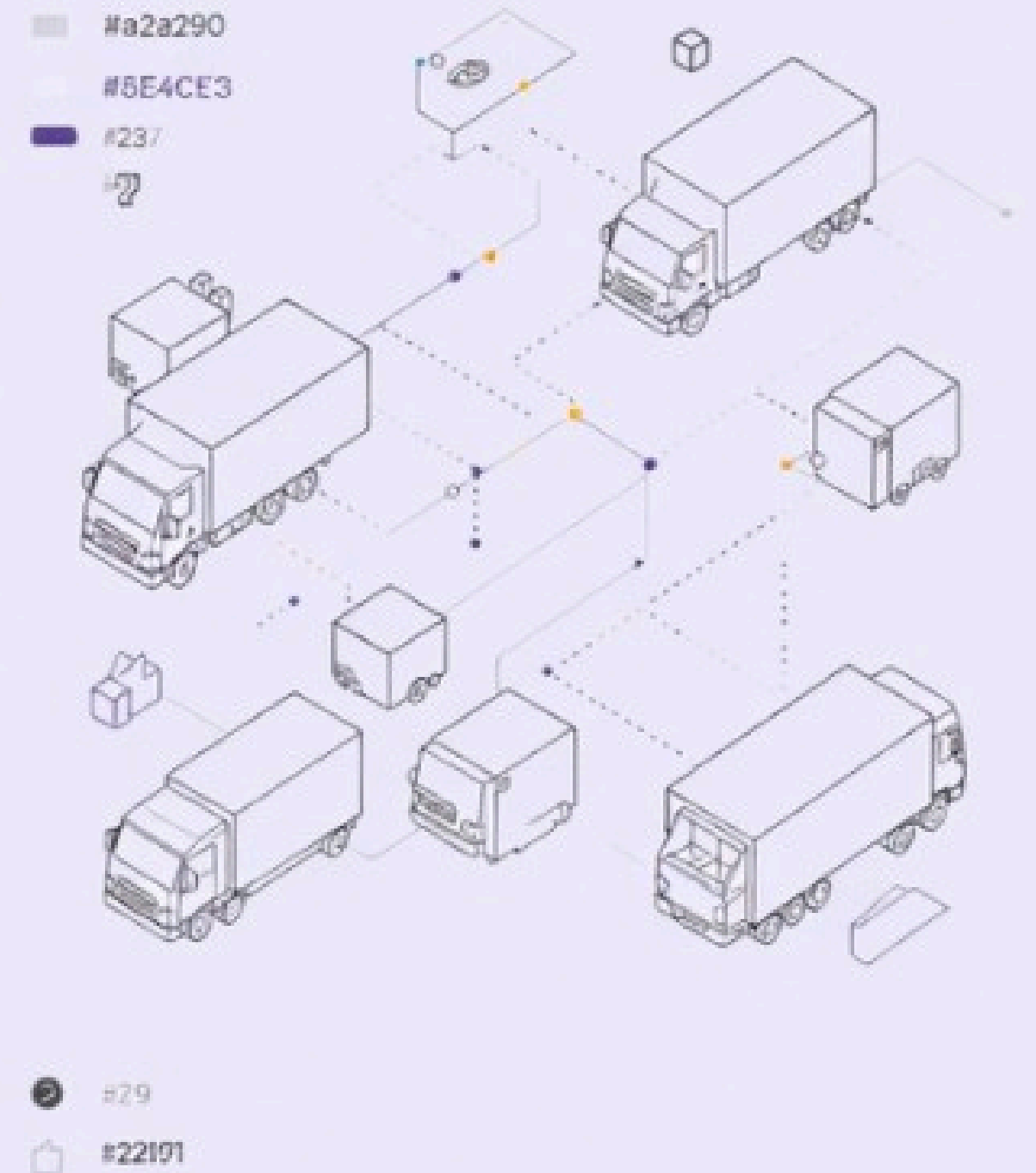
Track order fulfillment rates and delivery timelines to surface logistics bottlenecks before they escalate.

## Supplier Analytics

Evaluate supplier performance across lead time, quality issues, and pricing trends to strengthen procurement decisions.

## Reorder Optimization

Recommend data-driven reorder points based on consumption patterns, lead times, and safety stock thresholds.



# Dashboards & Reporting



## Real-Time KPI Visibility

Build and maintain dashboards in **Excel, Power BI, and ERP tools** providing live views of sales, stock, and order status.

## Regular Reporting Cadence

Deliver weekly and monthly management reports covering sales performance, inventory health, and operational efficiency — enabling leadership to act on current data.

- ✔ Dashboards replace static reports with dynamic, always-on visibility across the business.

# Compliance & Regulatory Tracking

## Hazardous Chemical Monitoring

Track regulatory-sensitive products — hazardous chemicals, temperature-controlled items, and lab equipment — ensuring proper handling, labeling, and storage compliance at all times.

## Expiry-Sensitive Inventory

Apply **FEFO (First Expiry, First Out)** rotation logic to chemicals and consumables, minimizing write-offs and ensuring product safety across the supply chain.

## Why It Matters

In chemical distribution, a single compliance failure can carry legal, financial, and reputational consequences. Data-driven tracking converts compliance from a reactive obligation into a proactive, measurable process.

# Strategic Impact: Insights to Action

1

## Collect & Clean

Validate data across all operational systems

2

## Analyze & Model

Surface trends, anomalies, and opportunities

3

## Visualize & Report

Deliver dashboards and management reports

4

## Recommend & Improve

Drive process changes across Sales, Procurement & Ops

Every analysis flows into a concrete recommendation — whether optimizing reorder points, renegotiating supplier terms, adjusting pricing, or flagging compliance risks before they become incidents.



# Why This Role Matters

## Cross-Functional Scope

Sales, Inventory, Procurement, Compliance — one analyst connecting all the dots.

## Scale & Complexity

7,000+ SKUs and 6,000+ customers in a highly regulated, expiry-sensitive industry.

## Proven Delivery

Real-time dashboards, weekly reporting, and actionable insights driving measurable business outcomes.